

Books being sent home Workshop

Guide for Parents/Carers

What to discuss with children when looking through literacy/numeracy books

(8/11/23)

Let's start with Literacy

Key things to look out for!

Yellow indicates good ideas, language and phrases.

Orange indicates either punctuation errors or spellings.

27.6.23

Leathring: to write a speech

Hello folks, if ^{you're} ~~you're~~ looking for the most adventurous ^{fun} place, then India is the best place to be. ^{Imagine} ~~Imagine~~ yourself exploring a country ^{overloaded} ~~overloaded~~ ^{with a} ~~with a~~ ^{massive} ~~massive~~ ^{charm} ~~charm~~ full of amazing good ^{incredible} ~~incredible~~ ^{relaxation} ~~relaxation~~ and the best people you could ever meet. Could you imagine that?

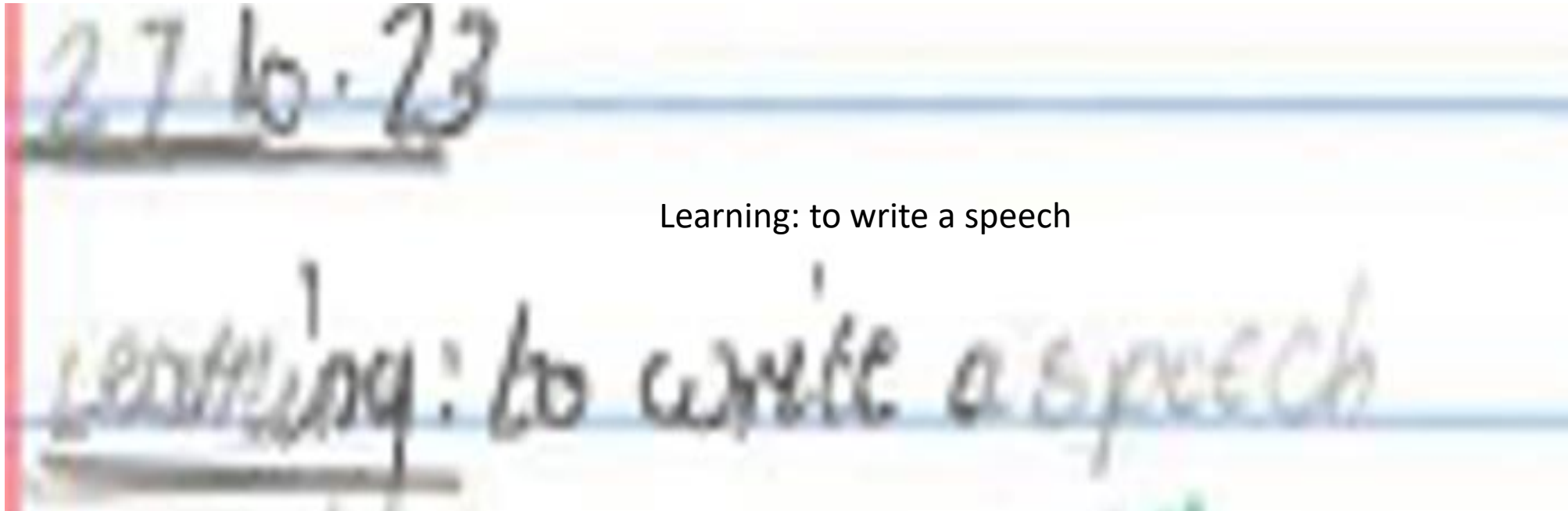
The lovely ~~and~~ country has a myriad of colours and smells. You can visit so many amazing temples and ~~also~~ join lots of large ~~large~~ ^{celebrations} ~~celebrations~~. Isn't it fantastic? There are so many historical adventurous places you could go

Other things to look out for (language sheet)

<p>Key facts about India – Short Introduction</p> <ul style="list-style-type: none"> • rhetorical questions • exciting information <ul style="list-style-type: none"> - Apostrophe for contractions • share borders with six other countries. • how you could go there <ul style="list-style-type: none"> • lots of beaches • the 2 key points • India is near the equator • where you could go • what could be there <ul style="list-style-type: none"> • 1.2 billion people • A little information <ul style="list-style-type: none"> • it has 29 states borders with Bay Bengal Indian ocean • 5 Senses • commas in list <ul style="list-style-type: none"> • South Asia • India is in the Asia 	<p>Rhetorical Questions</p> <p>You could never see</p> <p>Come on what are you waiting for? Will you miss your one-in-a-life time opportunity? You wouldn't miss that would you? Could you imagine that? So will you miss your only chance? Isn't it fantastic?</p>																
<p>1st Exciting Point about India: Describe it (5 Senses)</p> <p><u>celebrations</u></p> <ul style="list-style-type: none"> • Holi • Hotty 	<p>Emotive Language</p> <table border="0"> <tr> <td>magical</td> <td>courageous</td> </tr> <tr> <td>cheerful</td> <td>freedom</td> </tr> <tr> <td>adored</td> <td>honest</td> </tr> <tr> <td>magnificent</td> <td>hit wicked</td> </tr> <tr> <td>miracle</td> <td>beautiful</td> </tr> <tr> <td>ecstatic</td> <td>amazing</td> </tr> <tr> <td>blessed</td> <td>incredible</td> </tr> <tr> <td>YOU</td> <td></td> </tr> </table> <p>2nd Exciting Point about India: Describe it (5 Senses)</p> <p><u>The temples</u></p> <ul style="list-style-type: none"> • Golden temple • Taj mahal 	magical	courageous	cheerful	freedom	adored	honest	magnificent	hit wicked	miracle	beautiful	ecstatic	amazing	blessed	incredible	YOU	
magical	courageous																
cheerful	freedom																
adored	honest																
magnificent	hit wicked																
miracle	beautiful																
ecstatic	amazing																
blessed	incredible																
YOU																	

Focus on introduction, use of senses to describe, types of questions and language (such as emotive language)

Ask questions about their learning



Every lesson will have a learning intention.

At the front of every book

Year 4		Do your sentences make sense?					
I can use capital letters.		Have you used a capital letters correctly?					
I can use a full stop.		Have you used full stops correctly?					
I can write compound sentences using 'and'.		Have you missed out any words or letters?					
I can use an exclamation mark.		Are your words in the right order?					
I can use a question mark.		Have you checked spellings?					
I can use conjunctions		Have you used the correct tense?					
I can use apostrophes.		<u>Have you used punctuation correctly?</u>					
I can use the correct tense.							
I can use speech marks correctly.							
I can write a mix of sentence structures.							
I can group ideas into paragraphs.							
I can use inverted commas, commas in a speech and commas after fronted adverbials.							
		Handwriting					
Presentation		yell	huge	bap	vans	fox	
Use a ruler to draw a 1cm wide margin.		eye	going	kept	stars	zoo	
Write the short date on the left hand side and underline.		jaw	quay	apple	rest	oxen	
Neat presentation at all times.		jay	queen	back	ever	fuzzy	
Term 2.1				Summer 3.2			
WBL	WTS	EXS	GDS	WBL	WTS	EXS	GDS

30.09.23

- To choose correct homophone.

7.11.23

- Verb choices

Look for the targets at the front of the book

All children will complete 'sentences making sense' (this is when common errors are identified and corrected)

Learning: Sentences Making Sense

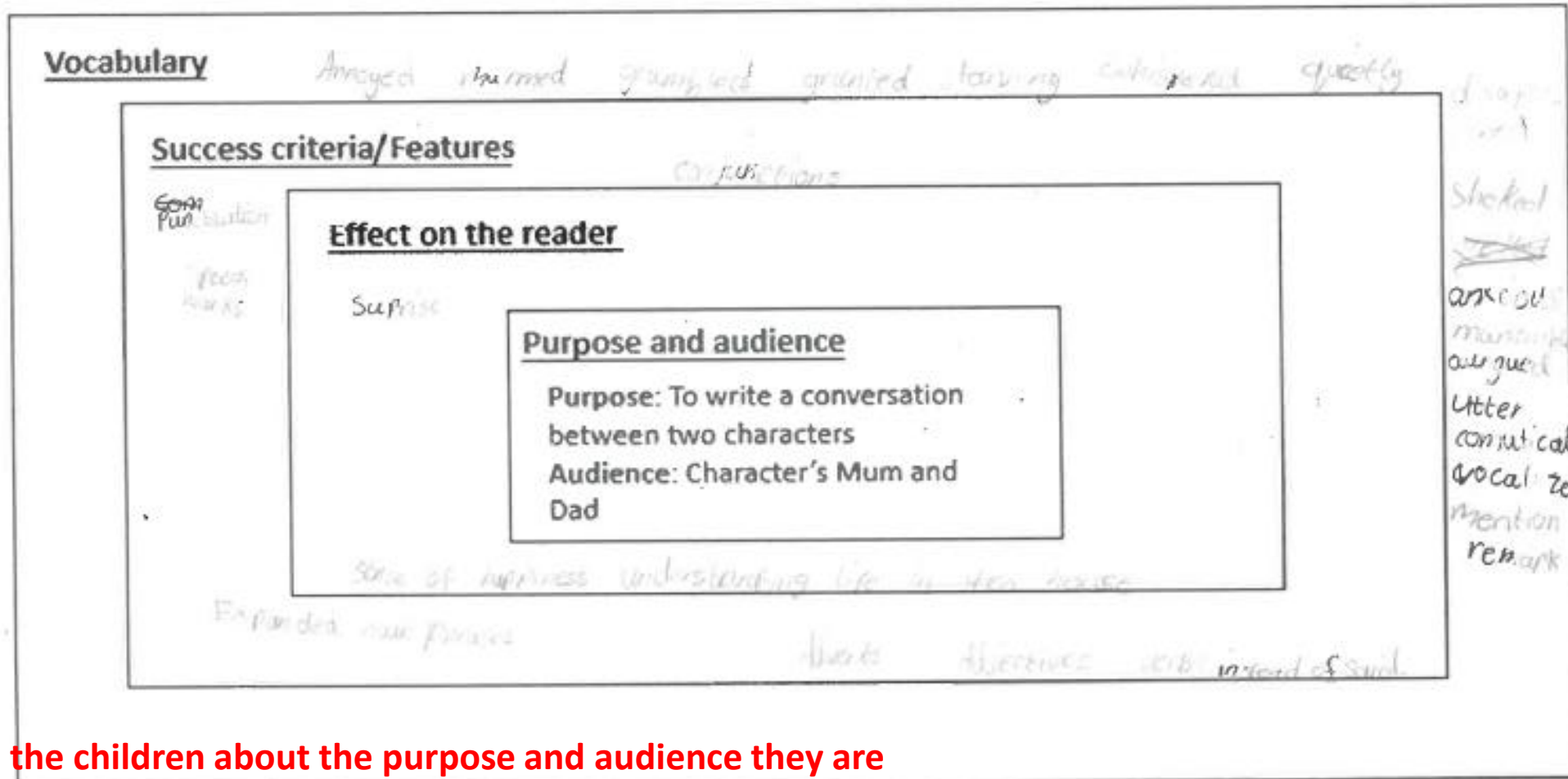
Please edit the sentences below with a pencil. Once you have completed the editing, we will go through the sentences together, identify the mistakes and inaccuracies, and correct them with a green pen.

"do you want to go to the library. I asked."

"of course" replied Maya.

Aimen wanted to be the first one to eat! Sadly she was last.

Learning: To identify the features, purpose and audience for a piece of dialogue



Talk to the children about the purpose and audience they are writing for – who will want to read it and why?

Let's now look at numeracy

Key things to look out for!

Always look for and discuss the 'learning', this is written or stuck in books

And discuss the success – can children **APPLY** their learning


Learning and Success

7.11.23

Learning: to compare areas of shapes.

Success

Find the areas of the shapes.



How is the area changing each time?

Draw the next shape in the pattern.

What is its area?

Work out the area of the 6th shape.



The area of the 10th shape will be double the area of the 5th shape.

Is Tiny correct? NO

Talk about it with a partner.





**To give each and
everyone a chance**

'learning never stops'